

Read Matthew 21:1-11 (Triumphal Entry)

Read Matthew 27: 11-68 (The Trial and Death of Jesus)

Today we are reading about Palm Sunday and the trial and death of Jesus. In Matthew 21:1-11, the Passover was happening at the time. This was a celebration. The Jews had remembered they were no longer slaves in Egypt. During the Passover, Jesus rode into town riding on a donkey which showed Jesus is the King. As He was riding on the colt, people began to proclaim that Jesus as King. They laid palm branches down before Jesus and shouted, "Hosanna!" This was a reference to Psalm 118, which spoke about the coming Messiah. Jesus is the Messiah King. There were 3 groups of people in the crowd: the Jews who did not believe in Jesus, the crowd from Galilee, and those who saw Jesus raise Lazarus from the dead. The Jews saw this happening but still didn't believe Jesus was the Messiah God.

Matthew 27 :11-68 starts with the trial of Jesus before Pilate. The Jews accused Jesus of claiming to be King. Pilate had a conversation with Jesus and was convinced He was innocent. However, the Jewish rulers wanted Jesus to be condemned although He was completely innocent. Pilate had found no wrong in Him but released Jesus to be crucified at the hands of the Jews. Jesus suffered through many painful things before His death on the cross. He was mocked and beaten. Jesus could have saved Himself, but He did not. He willingly died in our place so we as sinners could be saved. When Jesus died He fully paid the price for our sins. We now have the opportunity to have a right relationship with God. What an amazing God we serve! Jesus loved us so much He took our place. He fulfilled the promises given throughout the Old Testament of Messiah King who would be the perfect sacrifice. As we will see next week, Jesus will fulfill the promise that He would rise from the dead!


QUESTIONS:

- What is something you learned about God in this passage?
- What does this passage show us about God's love for us?
- Name a way God has shown His love for you.

SONGS:

- Jesus You Alone
- O Praise the Name







Palm Sunday Activity


Take time as a family to read Matthew 21:1-11 and 27:11-68. Work on this activity page, starting with Palm Sunday, and put the events in the order in which they happen. Talk about each event

3

2

1

Palm Sunday



Start Here

4

5

6

7

8

9

EASTER
HE
IS Risen!

11

10

The activity page consists of 11 numbered boxes arranged in a sequence. Box 1 is labeled 'Palm Sunday' and includes a palm leaf illustration and the text 'Start Here'. Boxes 2, 3, 4, 5, 6, 7, 8, 9, 10, and 11 are empty. Arrows indicate the sequence: from box 1 to 2, 1 to 3, 4 to 5, 6 to 7, 7 to 8, 8 to 9, 9 to 10, and 10 to 11. Box 10 contains the text 'EASTER HE IS Risen!'.

Directions

Option #1: Cut out the squares below and glue or tape them on the path in the correct order in which they happened

Option #2: Write the event in the correct square on the path

Answer key for parents:

1. Jesus cleanses the temple
2. Jesus and the disciples ate together
3. Peter denies Jesus three times
4. Jesus prayed in the Garden of Gethsemane
5. Judas kissed Jesus' cheek
6. Jesus was arrested
7. Jesus was questioned by Pilate
8. Jesus wore a crown of thorns
9. Jesus was put on the cross
10. There was darkness at noon

Jesus was
put on the



Jesus
prayed in the
Garden of
Gethsemane

There was
darkness
at noon

Jesus was
questioned
by Pilate

Jesus and
the disciples
ate together



Judas
kissed
Jesus'

Jesus
cleanses
the temple

Jesus was
wrapped in
linen cloth

Jesus wore a
crown of
thorns



Jesus was
arrested

Peter denied
knowing
Jesus





Jesus said, "Let the little children come to me. Don't stop them, because the kingdom of heaven belongs to people who are like these children."

Matthew 19:14

How to Use

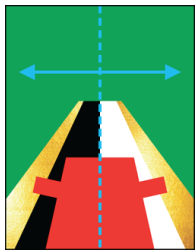
There are many ways you can use the Gospel Plane to share the message of salvation. Here is one suggestion.

1. Launch a Gospel Plane across the room to catch the children's attention.
2. Guide the children in making their own Gospel Planes. Make sure that the children write their names on their own airplanes before flying them.
3. Organize a Gospel Plane flying competition. See whose airplane flies the furthest or is able to land in a designated area. (Consider awarding prizes.)
4. Have the children sit down and talk to them about airplanes. Have they ever sat in a real airplane? Where did they go? Did they have fun there? If they could fly to anywhere in the world in a real airplane, where would they want to go?
5. Explain that there is a place that is far better than any holiday destination. Everyone is perfectly happy there. This place is called heaven. Continue sharing the message of salvation with the points on the next page.

How to Fold the Gospel Plane

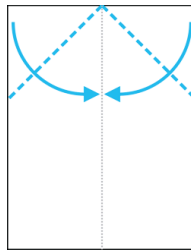
Step 1

Fold in half lengthwise. Unfold to form a center crease.



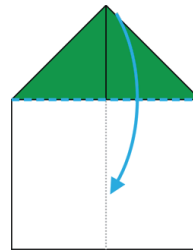
Step 2

Fold the top two corners down.



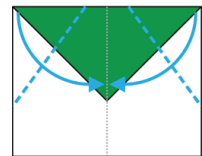
Step 3

Fold the top point down.



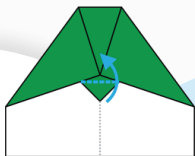
Step 4

Fold the top two corners down again.



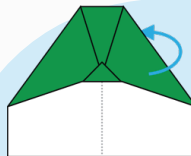
Step 5

Fold the point up.




Step 6

Fold in half.



Step 7

Fold the two flaps down.



What to Say

Here are some key points to cover as you present the gospel using the Gospel Plane. You may need to tailor your gospel presentation to suit the age of your audience.

Use **Questions** to engage your listener and to check understanding.

Use **Bible Verses** where appropriate, but be careful not to overload your listener with too many verses.



The gold stripes remind us of heaven. The most wonderful thing about heaven is that it is God's home. God loves us and wants us all to be with him in heaven.

The dark stripe reminds us of sin. Sins are the things we do that make God unhappy. Telling lies and disobeying our parents are examples of sins. Because of sin, our hearts are no longer clean and we cannot be with God. On our own, we can't make our hearts clean.


The red cross reminds us of the blood of Jesus. Jesus died on the cross to take the punishment for our sins. On the third day, Jesus became alive again.

The clean stripe reminds us that because Jesus took the punishment for our sins, our hearts can now be made clean. We now can have a relationship with God and will one day be with him in heaven if we:

1. Admit that we have sinned and ask God to forgive us,
2. Believe that Jesus died on the cross to be punished instead of us, and
3. Invite Jesus into our lives to help us turn away from sin.

You can talk to Jesus about this right now:

Dear Jesus,
Thank you for loving me. I know that I have sinned. I believe that you died on the cross to take the punishment for my sins. Please forgive all of my sins and make my heart clean. Please come into my life and help me turn away from doing wrong. Thank you that I can now have a relationship with you and will one day be with you in heaven. In Jesus' name, Amen.



Green reminds us that it is important to grow in our relationship with Jesus by talking to God, reading God's word, the Bible, and obeying him.

What do you think heaven is like?

Rev 21:4
He will wipe away every tear from their eyes, and there will be no more death, sadness, crying, or pain.

Rev 21:21
The twelve gates were twelve pearls, each gate having been made from a single pearl. And the street of the city was made of pure gold as clear as glass.

What were some of the things you have done that may have made God unhappy?

Rom 3:23
Everyone has sinned and fallen short of God's glorious standard.

Rom 6:23
The payment for sin is death.

Rom 5:8
But God shows his great love for us in this way: Christ died for us while we were still sinners.

Acts 13:30, 31
But God raised him up from the dead! After this, for many days, those who had gone with Jesus from Galilee to Jerusalem saw him.

Do you want your heart to be made clean?

1 John 1:9
But if we confess our sins, he will forgive our sins, because we can trust God to do what is right. He will cleanse us from all the wrongs we have done.

Would you like to have a relationship with God?

John 1:12
But to all who did accept him and believe in him he gave the right to become children of God.

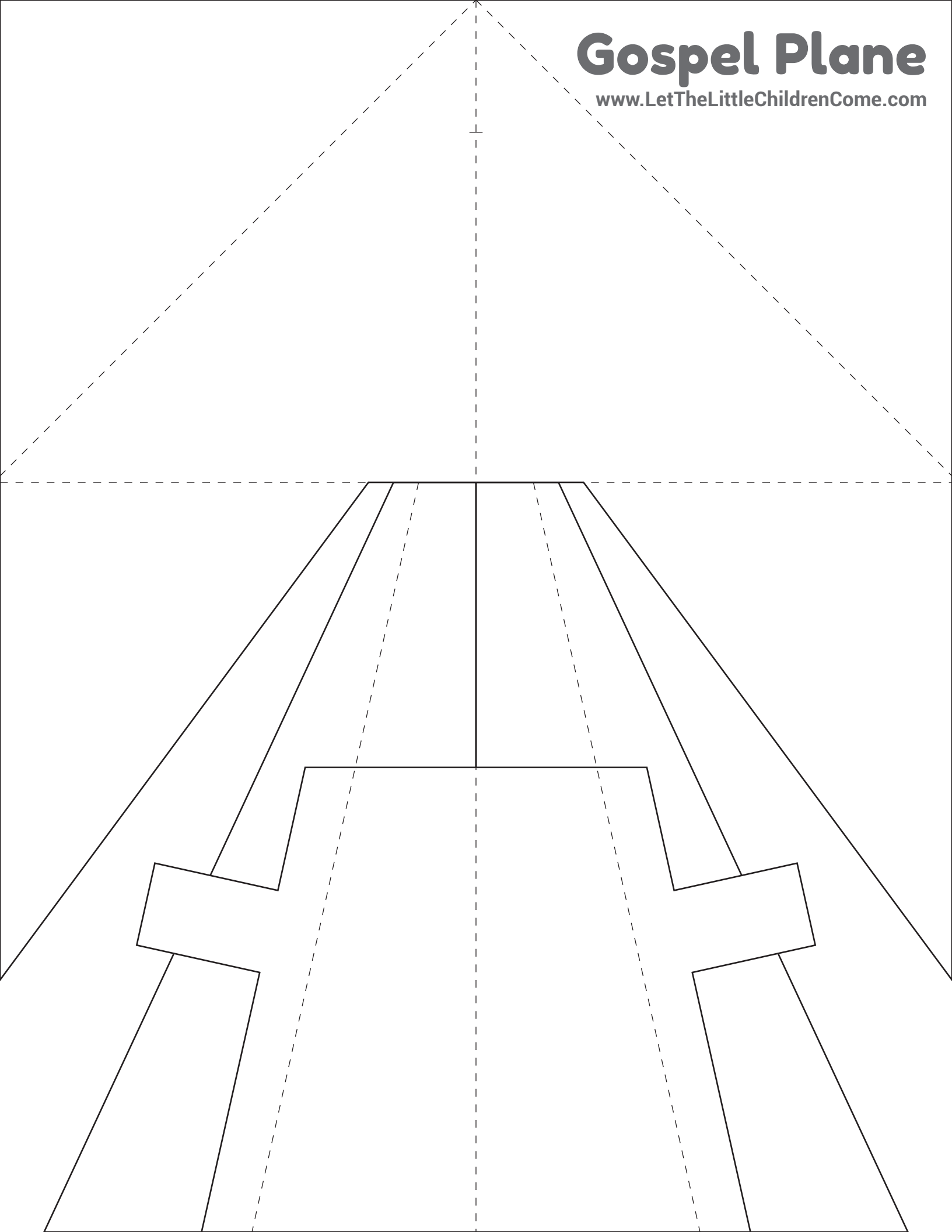
John 3:16
God loved the world so much that he gave his one and only Son so that whoever believes in him may not be lost, but have eternal life.

Do you know what happens when you pray for forgiveness and invite Jesus into your life?

Do you know what you need to do next?

Gospel Plane

www.LetTheLittleChildrenCome.com



FUN OPTIONAL BAKING ACTIVITY



Resurrection Rolls

allrecipes



Prep
10 m

Cook
15 m

Ready In
25 m

Recipe By: Mommyof3

"A great Easter recipe to do with the kids! Rolls with marshmallows wrapped inside, which become hollow as they bake, it represents the tomb of Jesus on Easter morning, when you break them open they are empty inside!"

Ingredients

1 (10 ounce) can refrigerated crescent dinner rolls
8 large marshmallows
1/4 cup melted butter
2 tablespoons ground cinnamon
2 tablespoons white sugar

Directions

- 1 Preheat oven to 400 degrees F (200 degrees C). Lightly grease a baking sheet.
- 2 Separate crescent rolls into individual triangles.
- 3 In a small bowl, mix together cinnamon and sugar.
- 4 Dip a marshmallow into melted butter, then roll in sugar mixture. Place marshmallow into the center of a dough triangle. Carefully wrap the dough around the marshmallow. Pinch the seams together tightly to seal in marshmallow as it melts. Place on a baking sheet. Repeat.
- 5 Bake in a preheated oven until golden brown, about 15 minutes.

ALL RIGHTS RESERVED © 2020 Allrecipes.com
Printed From Allrecipes.com 4/4/2020

<https://www.allrecipes.com/recipe/84289/resurrection-rolls/>